

GlammFire

Kit Glamm 3D/3D S/3D II

Electric

Materials//
Lacquered steel black.



Kit Glamm 3D



Kit Glamm 3D S



Kit Glamm 3D II

GlammFire

Recuperadores Pachinha Lda.
Zona Industrial da Lagoa, Lote G1
4950-850 CORTES - MONÇÃO
PORTUGAL

Tel(+351) 251 654 800
Fax(+351) 251 654 801
info@glammfire.com
www.glammfire.com

A new way to "feel" the ambiance of fireplaces.

Featuring the most advanced and innovative 3D eco-friendly technology the new 3D Electric Fireplaces ensure a simple and safe use by applying an efficient operability of a water vapour release system.

The inner works of the 3D combines the latest technologies such as LEDS embedded in the decorative wood and a water vapour generator to simulate smoke. Added to a set of energy saving halogen bulbs, the system constantly regulates the intensity of the lights to the emission of the water vapour and delivers an amazing virtual flame that looks and feels remarkably realistic at any distance, a realistic aspect of real wood fireplace.

Accessories//Remote control

Capacity of tank// 1,1 liter (filtered water)

Autonomy// 8 hours

Voltage// 220/240 V

Frequency// 50 Hz

Supply Cord// Schuko CEE (pag. 5)

Flame effect// Adjustable

Heating//No

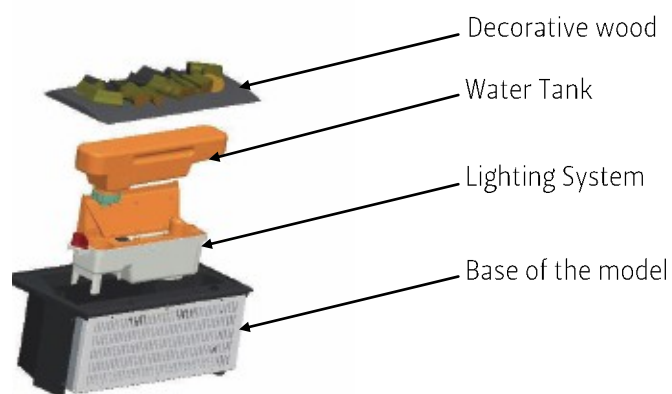
Lamps// 4 x 50W Xenon Amber

glamm[®]
fire

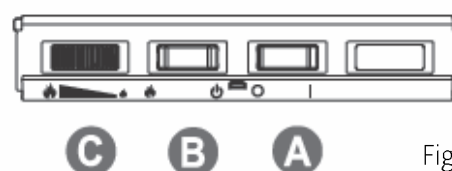
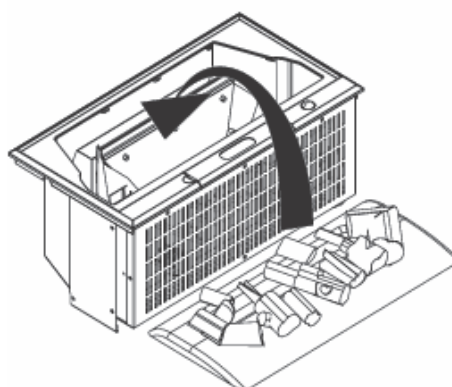
GlammFire

Kit Glamm 3D/3D S/3D II

Components



Operating the Fire



Manual Controls:

The manual controls are located beneath the hinged flap. (See Fig. 2 for Manual Control lay out).

Switch "A": Controls the power supply to the Fire.

Note: This switch must be in the "ON" (I) position for the Fire to operate.

Switch "B": Press  once to turn on the flame effect. This will be indicated by an audible beep.

Although the main lights operate immediately it will take a further 30 seconds before the flame effect starts

glamm[®]
fire

GlammFire

Recuperadores Pachinha Lda.
Zona Industrial da Lagoa, Lote G1
4950-850 CORTES - MONÇÃO
PORTUGAL

Tel(+351) 251 654 800
Fax(+351) 251 654 801
info@glammfire.com
www.glammfire.com

Kit Glamm 3D/3D S/3D II

Press  to put fire in to standby mode. This will be indicated by one beep.

Control knob "C": Controls the intensity of the flame effect.

Turning the control knob to the left increases the flame effect, turning the control knob to the right will decrease the flame effect.

Getting the desired flame effect:

1. The flame control knob "C" (Fig. 2) may be turned up or down to give a more realistic effect.
2. Generally the flames appear more realistic when the flame control is turned down.
3. Give the flame generator time to react to changes you may make.
4. The appliance will use less water if the flame effect is set to a lower level (control knob "C").
5. Do not tilt or move the appliance while there is water in the tank or sump.
6. Make sure that the appliance is on a levelled floor.

GlammFire

Recuperadores Pachinha Lda.
Zona Industrial da Lagoa, Lote G1
4950-850 CORTES - MONÇÃO
PORTUGAL

Tel(+351) 251 654 800
Fax(+351) 251 654 801
info@glammfire.com
www.glammfire.com



GlammFire

Kit Glamm 3D/3D S/3D II

Remote control:

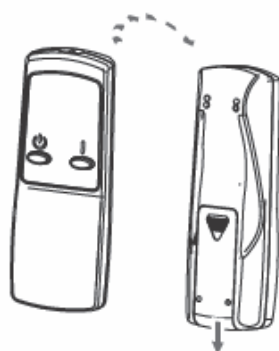
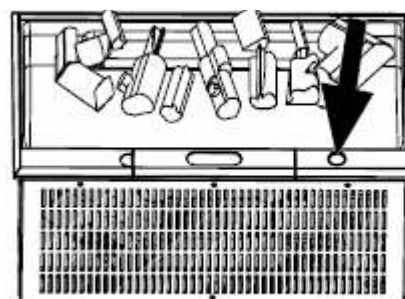


Fig. 3



The remote sensor.

Fig. 4

On the control panel, Switch “A” (see Fig. 2) must be in the “ON” (I) position in order for the remote control to operate.

There are 3 buttons on the remote control. (See Fig. 2).

To operate correctly the remote must be pointed towards the front of the grate. (See Fig. 4).

GlammFire

Recuperadores Pachinha Lda.
Zona Industrial da Lagoa, Lote G1
4950-850 CORTES - MONÇÃO
PORTUGAL

Tel(+351) 251 654 800
Fax(+351) 251 654 801
info@glammfire.com
www.glammfire.com

The remote control functions are as follows:

I Press once to turn on flame effect.
This will be indicated by one beep.

🔥 Standby
This will be indicated by one beep.

glamm[®]
fire

GlammFire

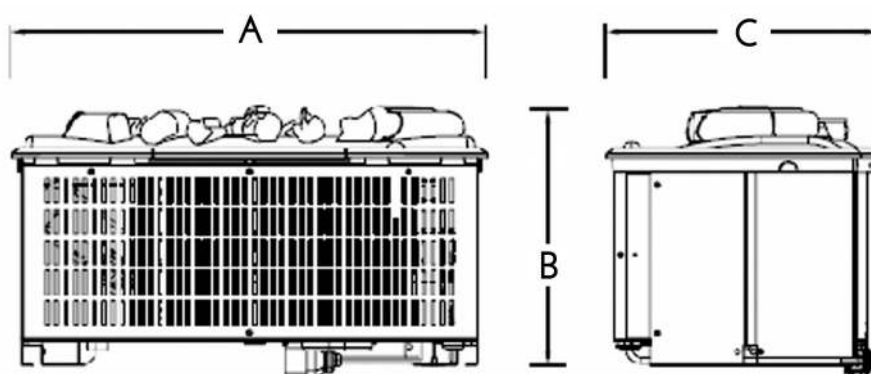
Kit Glamm 3D/3D S/3D II

Since it utilizes simple elements such as light and water, the 3D is not only completely safe to those around it but is also environmentally friendly. With a hidden recipient capable of holding up to 1,1 lt. of filtered water the 3D has an autonomy of 8 hours of unattended operation offering the experience of a real fireplace with a minimum energy consumption and total safety.

The 3D Electric Fireplaces can be integrated into virtually any environment (room, bedroom, kitchen, bathroom, etc.) or directly in different types of structures (eg.: furniture or masonry). And since the system is totally safe for its users they are increasingly becoming part of projects led by architects, decorators and interior designers.

As ideal solution for public spaces the 3D has the added value of presenting itself as an eco-friendly product that does not contribute to the waste of energy nor harms the environment.

Dimensions



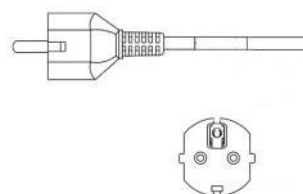
Model	A	B	C	Weight
Kit Glamm 3D	405 mm	350 mm	216 mm	4 kg
Kit Glamm 3D S	405 mm	179 mm	216 mm	4 kg
Kit Glamm 3D II	564 mm	340 mm	216 mm	6 kg

GlammFire

Recuperadores Pachinha Lda.
Zona Industrial da Lagoa, Lote G1
4950-850 CORTES - MONÇÃO
PORTUGAL

Tel(+351) 251 654 800
Fax(+351) 251 654 801
info@glammfire.com
www.glammfire.com

Supply Cord// Schuko CEE



glamm[®]
fire

PT04185-D